

MOBILE TOWERS BALLASTING TABLE (STABILISER) Required ballast weights in kg



SC 40 with stabiliser



	Order no.	kg	kg	kg	kg
Module 1	7090/03	0	0	0	0
Module 1+2	7090/05	0	0 ²⁾	0	0 ²⁾
Module 1+2+3	7090/07	0	0 ²⁾	40 ^{**}	0 ²⁾
Module 1	7095/03	0	0	0	0
Module 1+2	7095/05	0	0 ²⁾	0	0 ²⁾
Module 1+2+3	7095/07	0	0 ²⁾	0	0 ²⁾
Module 1	7070/03	0	0	0	0
Module 1+2	7070/05	0	80 ^{**}	0	110 ^{**}
Module 1+2+3	7070/07	0	120 ^{**}	0	240 ^{**}
Module 1+2+3+4	7070/09	40 ^{**}	180 ^{**}	80 ^{**}	0 ²⁾
Module 1+2+3+4+4	7070/11	60 ^{**}	240 ^{**}	not permitted	not permitted
Module 1	7075/03	0	0	0	0
Module 1+2	7075/05	0	70 ^{**}	0	120 ^{**}
Module 1+2+3	7075/07	0	140 ^{**}	0	240 ^{**}
Module 1+2+3+4	7075/09	0	170 ^{**}	40 ^{**}	0 ²⁾
Module 1+2+3+4+3	7075/11	0	230 ^{**}	not permitted	not permitted
7074/03		0	0	0	0
7074/04		0	50 ^{**}	0	50 ^{**}
7074/05		0	80 ^{**}	0	90 ^{**}
7074/06		0	110 ^{**}	0	130 ^{**}
7074/07		0	140 ^{**}	0	180 ^{**}
7074/08		40 ^{**}	180 ^{**}	40 ^{**}	250 ^{**}
7074/09		40 ^{**}	220 ^{**}	100 ^{**}	0 ²⁾
7074/10		60 ^{**}	260 ^{**}	not permitted	not permitted
7074/11		80 ^{**}	300 ^{**}	not permitted	not permitted

SC 40 with stabiliser



	Order no.	kg	kg
Module 1	70994/03	0	0
Module 1+KIT	70994/03 +70994/01	0	0
Module 1+2	70994/03 +70994/14	0	40 ^{**}
Module 1+2+KIT	70994/03 +70994/14 +70994/01	0	40 ^{**}
Module 1+2+3	70994/03 +70994/14 +70994/15	40 ^{**}	40 ^{**}
Module 1+2+3+KIT	70994/03 +70994/14 +70994/15 +70994/01	80 ^{**}	80 ^{**}
Module 1+2+3+4	70994/03 +70994/14 +70994/15 +70994/17 +70994/01	120 ^{**}	120 ^{**}
Module 1+2+3+4+KIT	70994/03 +70994/14 +70994/15 +70994/17 +70994/01	120 ^{**}	160 ^{**}

* No ballast required if 6071/41 wall connectors are used.
** No ballast required if 7072/41 wall connectors are used.

Required additional parts

- 1) plus 2 wall connectors, order no. 6071/41
- 2) plus 2 wall connectors, order no. 7072/41
- 3) plus 2 stabiliser bar extensions, order no. 6072/34
- 4) plus 1 long side stabiliser bar, order no. 6071/43

MOBILE TOWERS BALLASTING TABLE (STABILISER) Required ballast weights in kg



SC 60 with stabiliser



Order no.	kg	kg	kg
6773/03	0	0	0
6773/04	0	0	0
6773/05	0	0	20*
6773/06	20*	0	40*
6773/07	20*	0	60*
6773/08	40*	0	100*
6773/09	60*	0	140*
6773/10	60*	not permitted	not permitted
6773/11	80*	not permitted	not permitted
6773/12	100*	not permitted	not permitted
6773/13	100*	not permitted	not permitted
6177/03	0	0	0
6177/05	60*	0	60*
6177/06	110*	0	120*
6371/03	0	0	0
6371/04	20*	0	40*
6371/05	60*	0	80*
6371/06	80*	0	120*
6371/07	100*	0	160 ¹⁾ *
6371/08	120*	0	0 ¹⁾
6371/09	140*	0	0 ¹⁾
6371/10	160*	not permitted	not permitted
6371/11	200*	not permitted	not permitted
6371/12	220*	not permitted	not permitted
6371/13	240*	not permitted	not permitted
6373/03	0	0	0
6373/04	0	0	0 ¹⁾
6373/05	0	0	20 ¹⁾ *
6373/06	0	0	40 ¹⁾ *
6373/07	20*	0	60 ¹⁾ *
6373/08	20*	0	0 ¹⁾
6373/09	40*	0	0 ¹⁾
6373/10	60*	not permitted	not permitted
6373/11	60*	not permitted	not permitted
6373/12	80*	not permitted	not permitted
6373/13	80*	not permitted	not permitted

* No ballast required if 6071/41 wall connectors are used.
** No ballast required if 7072/41 wall connectors are used.

SC 60 with stabiliser



Order no.	kg	kg	kg
6472/03	0	0	0
6472/04	40*	0	40*
6472/05	60*	0	60*
6472/06	80*	0	80*
6472/07	100*	0	120*
6472/08	140*	0	140*
6472/09	160*	60	200*
6473/03	0	0	0
6473/04	0	0	0
6473/05	0	0	0
6473/06	20*	0	20*
6473/07	40*	0	40*
6473/08	40*	0	80*
6473/09	60*	40	120*
6473/10	80*	not permitted	not permitted
6573/04	0	40	40*
6573/06	0	0	40*
6573/08	0	0	120 ¹⁾ *
6573/10	0	not permitted	not permitted
6573/12	20*	not permitted	not permitted
6576/04	0	0	0
6576/06	0	0	20*
6576/08	20*	40	100*
6576/10	40*	not permitted	not permitted
6576/12	60*	not permitted	not permitted
6576/14	100*	not permitted	not permitted
6771/03	0	0	0
6771/04	40*	0	40*
6771/05	60*	0	60*
6771/06	80*	0	100*
6771/07	100*	0	140*
6771/08	120*	0	200*
6771/09	160*	0	260 ¹⁾ *
6771/10	180*	not permitted	not permitted
6771/11	200*	not permitted	not permitted
6771/12	240*	not permitted	not permitted
6771/13	260*	not permitted	not permitted

Required additional parts

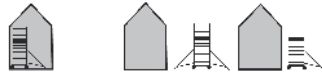
- 1) plus 2 wall connectors, order no. 6071/41
- 2) plus 2 wall connectors, order no. 7072/41
- 3) plus 2 stabiliser bar extensions, order no. 6072/34
- 4) plus 1 long side stabiliser bar, order no. 6071/43

MOBILE TOWERS

BALLASTING TABLE (STABILISER + STABILISER BAR) Required ballast weights in kg



SC 80 with stabiliser



Order no.	kg	kg	kg
8371/03	0	0	0
8371/04	20*	0	40*
8371/05	40*	0	80*
8371/06	80*	0	120 ¹⁾ *
8371/07	100*	0	180 ¹⁾ *
8371/08	120*	0	0 ¹⁾
8371/09	140*	0	0 ¹⁾
8371/10	160*	not permitted	not permitted
8371/11	180*	not permitted	not permitted
8371/12	220*	not permitted	not permitted
8371/13	240*	not permitted	not permitted
8472/03	0	0	0
8472/04	40*	0	40*
8472/05	60*	0	60*
8472/06	80*	0	80*
8472/07	100*	0	120*
8472/08	120*	0	180*
8472/09	160*	0	220*
8771/03	0	0	0
8771/04	40*	0	40*
8771/05	60*	0	60*
8771/06	80*	0	100*
8771/07	100*	0	160*
8771/08	120*	0	220*
8771/09	160*	0	240 ¹⁾ *
8771/10	180*	not permitted	not permitted
8771/11	200*	not permitted	not permitted
8771/12	220*	not permitted	not permitted
8771/13	240*	not permitted	not permitted

SC 60 with mobile outrigger



Order no.	kg	kg	kg
6071/04	0	0	0
6071/05	20*	0	20 ³⁾ *
6071/06	40 ⁴⁾ *	0 ³⁾	40 ³⁾⁴⁾ *
6071/07	60 ⁴⁾ *	0 ³⁾	80 ³⁾⁴⁾ *
6071/08	80 ⁴⁾ *	80 ³⁾	120 ³⁾⁴⁾ *
6071/09	60 ⁴⁾ *	120	160 ⁴⁾ *
6071/10	80 ⁴⁾ *	not permitted	not permitted
6071/11	100 ⁴⁾ *	not permitted	not permitted
6071/12	100 ⁴⁾ *	not permitted	not permitted
6071/13	120 ⁴⁾ *	not permitted	not permitted
6073/05	0	0	0
6073/06	0	40	20*
6073/07	0	80	60 ⁴⁾ *
6073/08	20*	40 ³⁾	60 ³⁾⁴⁾ *
6073/09	20*	120	not permitted
6073/10	20*	not permitted	not permitted
6073/11	40 ⁴⁾ *	not permitted	not permitted
6073/12	40 ⁴⁾ *	not permitted	not permitted
6073/13	60 ⁴⁾ *	not permitted	not permitted
6273/08	0	40 ³⁾	160 ³⁾ *
6273/10	0	not permitted	not permitted
6273/12	0	not permitted	not permitted

SC 60 with mobile outrigger



Order no.	kg	kg	kg
8171/04	0	0	0
8171/05	20*	0	20*
8171/06	0 ³⁾	0	60 ⁴⁾ *
8171/07	20 ³⁾ *	0 ³⁾	60 ³⁾⁴⁾ *
8171/08	60 ⁴⁾ *	40 ³⁾	100 ³⁾⁴⁾ *
8171/09	80 ⁴⁾ *	120 ³⁾	160 ³⁾⁴⁾ *
8171/10	60 ⁴⁾ *	not permitted	not permitted
8171/11	80 ⁴⁾ *	not permitted	not permitted
8171/12	100 ⁴⁾ *	not permitted	not permitted
8171/13	120 ⁴⁾ *	not permitted	not permitted


* No ballast required if 6071/41 wall connectors are used.
 ** No ballast required if 7072/41 wall connectors are used.

Required additional parts

- 1) plus 2 wall connectors, order no. 6071/41
- 2) plus 2 wall connectors, order no. 7072/41
- 3) plus 2 stabiliser bar extensions, order no. 6072/34
- 4) plus 1 long side stabiliser bar, order no. 6071/43

MOBILE TOWERS SC 40 SPARE PARTS

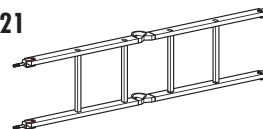
7070/22 70094/22



Aluminium frame with 8 rungs

Width	approx. m	0.72	0.72	G
Length	approx. m	2.15	2.17	
Weight	approx. kg	7.1	4.2	
EAN code		4019502345638	4019502325517	
Order no.		707022	7009422	


70894/21



Folding frame

Dimensions	approx. m	1.57 x 0.36	G
Weight	approx. kg	4.4	
EAN code		4019502342941	
Order no.		7089421	

70794/22* 70894/22

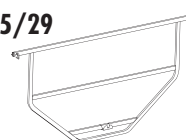


Aluminium frame with 6 rungs

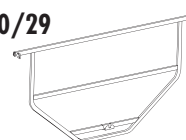
Width	approx. m	0.72	0.72	G
Length	approx. m	1.67	1.67	
Weight	approx. kg	3.2	3.2	
EAN code		4019502343122	4019502347465	
Order no.		7079422*	7089422	

*Drilled for 70894/21 folding frame

7095/29

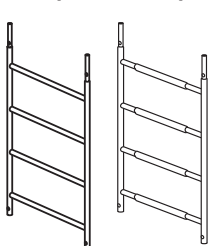


7090/29



Safety guardrail		long	short	G
Weight	approx. kg	4.2	3.2	
EAN code		4019502346468	4019502346451	
Order no.		709529	709029	

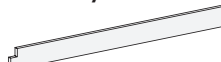
7070/23 70094/23



Aluminium frame with 4 rungs

Width	approx. m	0.72	0.72	G
Length	approx. m	1.15	1.17	
Weight	approx. kg	4.2	2.1	
EAN code		4019502345614	4019502325524	
Order no.		707023	7009423	

7071/25



70094/25

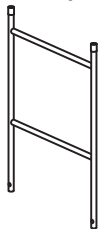


7072/26

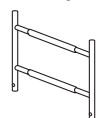


Toeboard		Side toeboard	End toeboard	G	
External dim.	approx. m	2.03 x 0.17	1.53 x 0.17		0.66 x 0.15
Weight	approx. kg	3,9	2,4		0,6
EAN code		4019502314719	4019502347106		4019502318144
Order no.		707125	7009425		707226

70701/23



70894/01


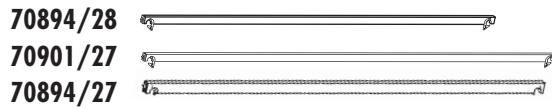


Aluminium guardrail with 2 rungs

Width	approx. m	0.72	0.72	G
Length	approx. m	1.02	0.53	
Weight	approx. kg	2.5	1.1	
EAN code		4019502345607	4019502345591	
Order no.		7070123	7089401	

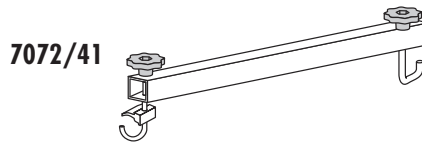
Platform

Trapdoor		yes	yes	G
External dimensions	approx. m	2.08 x 0.61	1.58 x 0.61	
Weight	approx. kg	11.8	7.6	
EAN code		4019502346475	4019502342958	
Order no.		709524	7089424	



Diagonal brace / Aluminium brace

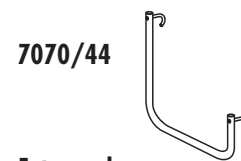
Length approx. m	1.59	1.67	2.04	2.09	2.40	2.45
Weight approx. kg	0.8	1.0	1.2	1.2	1.2	1.3
EAN code	4019502342972	4019502345577	4019502342965	4019502345676	4019502345652	4019502345669
Order no.	7089428	7090127	7089427	70094228	7090227	70094227



7072/41

Wall connector

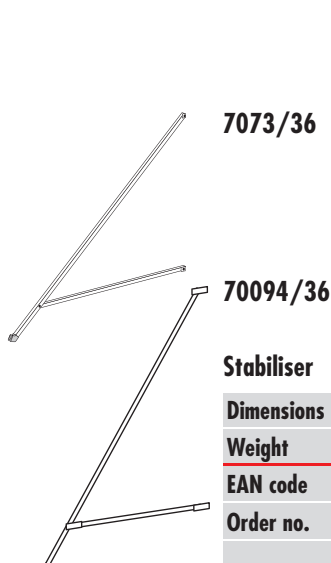
Length approx. m	0.75
Weight approx. kg	0.6
EAN code	4019502318182
Order no.	707241



7070/44

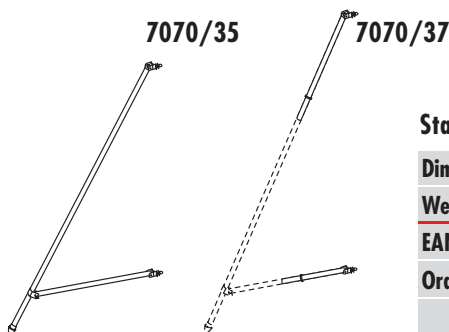
Entrance bar

Dimensions approx. m	0.56 x 0.45
Weight approx. kg	1.2
EAN code	4019502345690
Order no.	707044



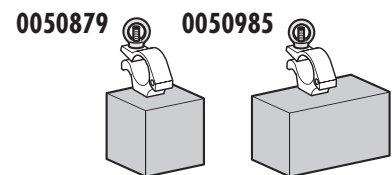
Stabiliser

Dimensions approx. m	2.55 x 0.10	1.72 x 0.10
Weight approx. kg	4.4	2.5
EAN code	4019502345720	4019502347113
Order no.	707336	7009436



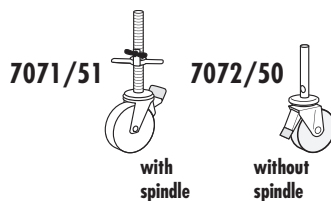
Stabiliser telescopic base section exp. section

Dimensions approx. m	2.55 x 0.15	1.14 x 0.15
Weight approx. kg	4.6	1.8
EAN code	4019502347045	4019502347052
Order no.	707035	707037



Ballast

Weight approx. kg	10.0	15.0
EAN code	4019502317031	4019502317048
Order no.	0050879	0050985



Castor

Castors ø approx. mm	150	125
Adjustment range approx. mm	115	—
Weight approx. kg	4.0	1.2
EAN code	4019502314146	4019502324886
Order no.	707151	707250

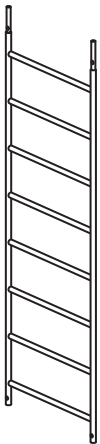


Safety peg

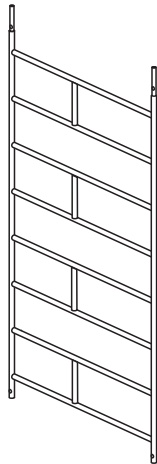
made from high-quality plastic with steel bolts

Weight approx. kg	0.1
EAN code	4019502317147
Order no.	007760

6071/22



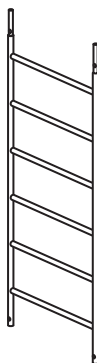
6073/22



Aluminium frame with 8 rungs

Width	approx. m	0.80	1.50	G
Length	approx. m	2.15	2.15	
Weight	approx. kg	8.5	12.5	
EAN code		4019502311138	4019502311527	
Order no.		607122	607322	

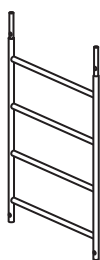
6078/22



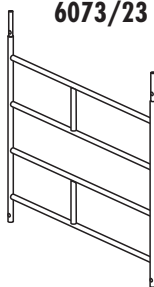
Aluminium frame with 6 rungs

Width	approx. m	0.80	G
Length	approx. m	1.65	
Weight	approx. kg	6.8	
EAN code		4019502311749	
Order no.		607822	

6071/23



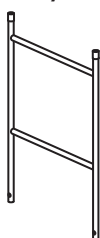
6073/23



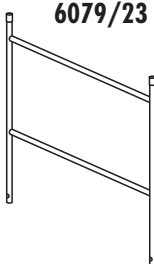
Aluminium frame with 4 rungs

Width	approx. m	0.80	1.50	G
Length	approx. m	1.15	1.15	
Weight	approx. kg	4.8	6.8	
EAN code		4019502311145	4019502311534	
Order no.		607123	607323	

6078/23



6079/23



Aluminium guardrail with 2 rungs

Width	approx. m	0.80	1.50	G
Length	approx. m	1.00	1.00	
Weight	approx. kg	2.8	3.8	
EAN code		4019502311756	4019502311787	
Order no.		607823	607923	

MOBILE TOWERS SC 60/SC 80 SPARE PARTS



0079630



0079631



0079632



0079633



0079634



Toeboard

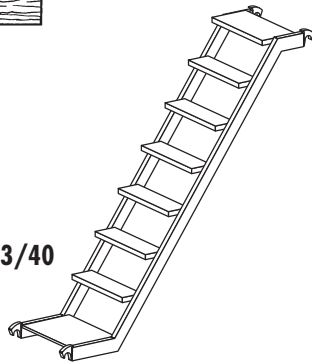
Side toeboard

End toeboard

G

External dimensions	approx. m	2.70 x 0.15	2.20 x 0.15	1.65 x 0.15	1.25 x 0.15	0.60 x 0.15
Weight	approx. kg	4.5	3.5	2.7	1.8	0.9
EAN code		4019502330542	4019502330559	4019502330566	4019502330573	4019502330580
Order no.		0079630	0079631	0079632	0079633	0079634

6273/40



Stair

Dimensions	approx. m	2.50 x 0.53
Weight	approx. kg	13.8
EAN code		4019502313453
Order no.		627340

0077268

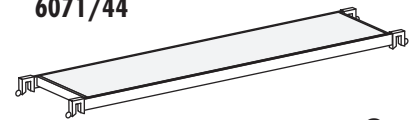


G

Toeboard clip

Weight	approx. kg	0.2
EAN code		4019502330597
Order no.		0077268

6071/44

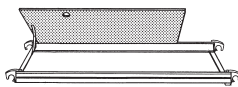


G

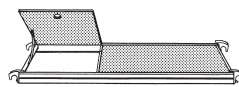
Base entry platform

Dimensions	approx. m	2.95 x 0.55
Weight	approx. kg	21.0
EAN code		4019502311329
Order no.		607144


6276/24



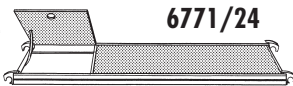
6178/24



6177/24



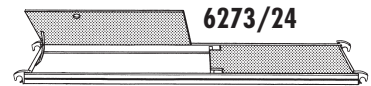
6771/24



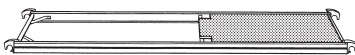
6773/24



6273/24




6273/14



6071/24



6073/24




Platform

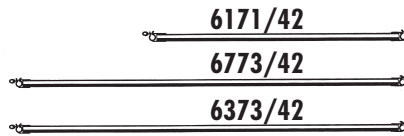
G

Trapdoor	yes	yes	no	yes	no	yes	yes	yes	no
External dimensions	approx. m	1.90 x 0.65	1.90 x 0.65	1.90 x 0.65	2.40 x 0.65	2.40 x 0.65	2.95 x 0.65	2.95 x 0.65	2.95 x 0.65
Weight	approx. kg	13.0	14.5	14.5	16.5	16.5	14.8	20.2	22.2
EAN code		4019502313514	4019502313200	4019502313163	4019502312937	4019502312944	4019502313422	4019502311152	4019502313439
Order no.		627624	617824	617724	677124	677324	627314	607124	627324

MOBILE TOWERS SC 60/SC 80 SPARE PARTS



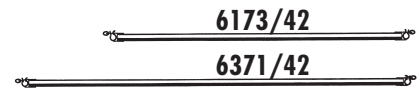
6273/29



6171/42

6773/42

6373/42



6173/42

6371/42

Guardrail tube

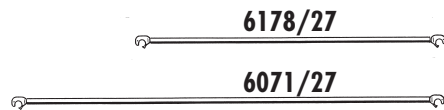
G

Length	approx. m	2.80
Weight	approx. kg	4.0
EAN code		4019502313446
Order no.		627329

Aluminium horizontal diagonals

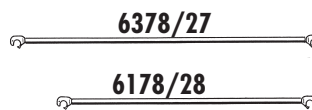
G

Length	approx. m	1.95	2.30	2.75	2.95	3.20
Weight	approx. kg	3.3	2.5	3.5	3.2	3.5
EAN code		4019502312968	4019502313125	4019502313576	4019502319905	4019502319974
Order no.		617142	617342	677342	637142	637342



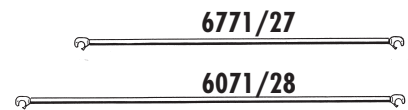
6178/27

6071/27



6378/27

6178/28




6771/27

6071/28

Diagonal brace/Aluminium brace

G

Length	approx. m	2.30	2.45	2.90	3.30	1.90	2.95
Weight	approx. kg	2.3	2.5	3.3	4.0	2.1	3.7
EAN code		4019502317567	4019502313804	4019502312920	4019502311183	4019502313224	4019502311190
Order no.		617827	637827	677127	607127	617828	607128



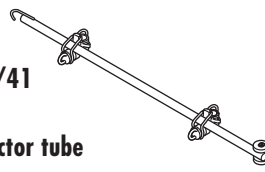
6071/43

Longitudinal stabiliser

G

Length	approx. m	2.95
Weight	approx. kg	13.7
EAN code		4019502311312
Order no.		607143

6071/41

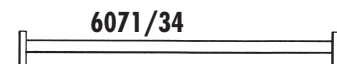


Connector tube

aluminium

G

Length	approx. m	2.05
Weight	approx. kg	4.5
EAN code		4019502311305
Order no.		607141



6071/34

Mobile stabiliser

made of rectangular galvanized steel tubing

G

Length	approx. m	2.05
Weight	approx. kg	18.5
EAN code		4019502311244
Order no.		607134

007760



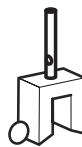
Safety peg

made from high-quality plastic with steel bolts

G

Weight	approx. kg	0.1
EAN code		4019502317147
Order no.		007760

0050493



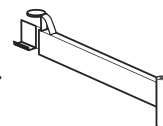
Stabiliser clamp fitting

made of steel, galvanised

G

Weight	approx. kg	1.2
EAN code		4019502317130
Order no.		0050493

6072/34



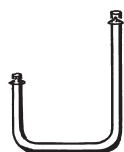
Stabiliser extension

made of rectangular galvanized steel tubing

G

Length	approx. m	0.66
Weight	approx. kg	7.2
EAN code		4019502311411
Order no.		607234

MOBILE TOWERS SC 60/SC 80 SPARE PARTS

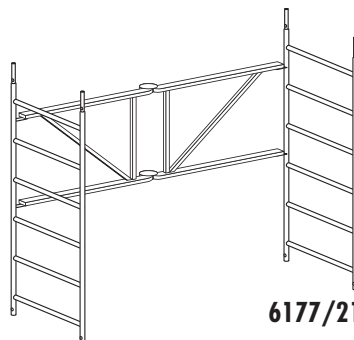


Entrance bar

6071/46

Weight	approx. kg	1.4
EAN code		4019502336117
Order no.		607146

G

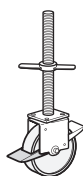


6177/21

Folding frame
with frame sections

Dimensions	approx. m	1.65 x 1.00
Weight	approx. kg	19.0
EAN code		4019502313156
Order no.		617721

G



6371/50
6071/50

Castor with spindle

Castors ø	approx. mm	200	200	150
Adjustment range	approx. mm	220	220	115
Weight	approx. kg	5.8	5.8	4.0
EAN code		4019502318717	4019502311343	4019502314146
Order no.		637150	607150	647250

G



6472/50

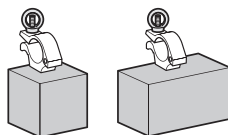


6177/50

Castor

Castors ø	approx. mm	125
Weight	approx. kg	1.2
EAN code		4019502342886
Order no.		617750

G

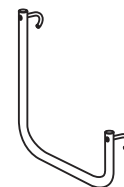


Ballast

0050879 0050985

Weight	approx. kg	10.0	15.0
EAN code		4019502317031	4019502317048
Order no.		0050879	0050985

G

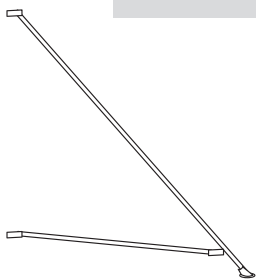


Entrance bar

6371/44

Dimensions	approx. m	0.60 x 0.47
Weight	approx. kg	1.2
EAN code		4019502318724
Order no.		637144

G



Stabiliser
including coupler

6371/36

G

Dimensions	approx. m	2.70 x 0.15
Weight	approx. kg	5.7
EAN code		4019502311367
Order no.		637136

Bayonet stabiliser
including coupler

6351/36

G

Dimensions	approx. m	3.40 x 0.15
Weight	approx. kg	5.7
EAN code		4019502335677
Order no.		635136



Hymer Lifter

6051/99

G

Length	approx. m	1.80
Weight	approx. kg	0.8
EAN code		4019502335684
Order no.		605199